


## Druckwächter 6KC31...

### Technische Daten



### Application

The pressure monitor 6KC3... for switching pressures up to 180 bar<sup>1</sup> (positive pressure) is suitable for controlling auxiliary circuits up to 230V AC and 60V DC.

The pressure monitor can be used at operating medium temperatures of up to 100°C.

The pressure monitor 6KC31... in standard design can be used in connection with air and oil. If the operating medium is water, the pressure monitor 6KC310 in special design is available.

The pressure monitors are climatic-proofed.

### Structure and function

The pressurestats 6KC310 and 6KC311 consist of a pressure metre and a control mechanism arranged next to it. They are provided with an insulating cap. The pressure chamber of the 6KC310 pressurestat is equipped with an externally admitted corrugated bronze pipe, the 6KC311 pressurestats are equipped

with a pressure piston of high-grade steel. The pressure piston has a special compression which keeps any occurring leak losses at such a low level that no special leakage line is required.

The switching mechanism is provided with a make contact and a break contact with spring operation.

The lower switching pressure as well as the pressure differential are to be set to the required values at the place of installation as described in the operating manual. The upper switching pressure results from the total of the lower switching pressure and the pressure differential.

The response precision of the set switching pressures amounts to +/- 2.5% for design 6KC310 and to +/- 5% for design 6KC311 (+/- 15% if operated rarely).

## Technical data

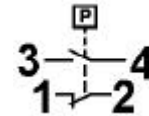
6KC3 10 for non aggressive operation up to 100°C  
 6KC3 11 only for Oil

Rated Insolation Voltage                    500 V  
 Rated Operational Current  $I_c$  / AC1    10 A  
 Rated Operational Current  $I_c$  / AC2    3 A  
 Max. Short Circuit Protection            16 A slow oder 20 A fast  
 Switching Cycles                              max. 1000/h

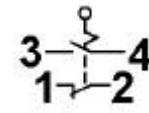
### Standard Version

Pos.	Type	Lower Pressure (adjustable)	Differential Pressure (adjustable)	Upper Pressure	Max. allowed Pressure
	6 KC 3...				
1	100-0A/0C	0,3 bis 1,5	0,2 bis 1,8	0,5 bis 3,3	6
2	102-0A/0C	1,5 bis 4	0,4 bis 4	1,9 bis 8	15
3	103-0A/0C	3,5 bis 6	0,5 bis 4	4 bis 10	15
4	104-0A/0C	5,5 bis 8	0,6 bis 4	6,1 bis 12	15
5	105-0A/0C	7 bis 13	1,2 bis 10	8,2 bis 23	15
6	106-0A/0C	10 bis 25	2,2 bis 10	12,2 bis 35	45
7	110-0A/0C	8 bis 30	8,5 bis 16	16,5 bis 46	70
8	111-0A/0C	16 bis 60	18 bis 32	34 bis 92	120
9	112-0A/0C	30 bis 120	30 bis 60	60 bis 180	220
10	102-0C/0C	1,5 bis 4	0,4 bis 4	1,9 bis 8	15

Switch type 1 (standard)



Switch type 2 (optional)  
 for pressure monitors with  
 additional code “-R1“ and “-R2“



### Special Version for tap water

Pos.	Type	Lower Pressure (adjustable)	Differential Pressure (adjustable)	Upper Pressure	Max. allowed Pressure
	6 KC 3...				
1	100-0C	0,3 bis 1,5	0,2 bis 1,8	0,5 bis 3,3	6
2	102-0C	1,5 bis 4	0,4 bis 4	1,9 bis 8	15
3	103-0C	3,5 bis 6	0,5 bis 4	4 bis 10	15
4	104-0C	5,5 bis 8	0,6 bis 4	6,1 bis 12	15
5	105-0C	7 bis 13	1,2 bis 10	8,2 bis 23	30
6	106-0C	10 bis 25	2,2 bis 10	12,2 bis 35	45

## Installation position

6KC3 11: as required  
 6KC3 10: vertical  
 (Differing from the vertical can influence the life time)

## Mounting

Thread length of the connection pipe (R 1/2“) 15 mm. Pipe length over 200 mm require additional mounting due to possible vibrations. Do not remove cover before mounting !

## Connection

Screw connection for max. 2 wires, per wire max. 2,5 mm<sup>2</sup>, finely stranded conductor with sleeve up to 2 x 1,5 mm<sup>2</sup>

# Technical Data

## Application

The pressurestat 6KC3 for switching pressures up to 180 bar<sup>1</sup> (positive pressure) is suitable for controlling auxiliary circuits up to 500V AC and 600V DC.

The pressurestats can be used at operating medium temperatures of up to 100°C.

The pressurestat 6KC31 in normal design can be used in connection with air and oil. If the operating medium is tap water, the pressurestat 6KC310 in special design is available.

The pressurestats are climatic -proofed.

	(1)	(2)	(3)	(4)	(5)	(6)
6KC3 10	0,3 – 1,5	0,2	1,8	0,5	0,5 – 3,3	6,0
	1,5 – 4,0	0,4	4,0	2,5	1,9 – 8,0	15,0
	3,5 – 6,0	0,5	4,0	2,5	4,0 – 10,0	15,0
	5,5 – 8,0	0,6	4,0	2,5	6,1 – 12,0	15,0
	7,0 – 13,0	1,2	10,0	2,5	8,2 – 23,0	30,0
	10,0 – 25,0	2,2	10,0	2,5	12,2 – 35,0	45,0
6KC3 11	8,0 – 30,0	8,5	16,0	10,0	16,5 – 46,0	70,0
	16,0 – 60,0	18,0	32,0	20,0	34,0 – 92,0	120,0
	30,0 – 120,0	30,0	60,0	40,0	60,0 – 180,0	220,0

## Structure and function

The pressurestats 6KC310 and 6KC311 consist of a pressure metre and a control mechanism arranged next to it. They are provided with an insulating cap. The pressure chamber of the 6KC310 pressurestat is equipped with an externally admitted corrugated bronze pipe, the 6KC311 pressurestats are equipped with a pressure piston of high-grade steel.

The pressure piston has a special compression which keeps any occurring leak losses at such a low level that no special leakage line is required.

The switching mechanism is provided with a make contact and a break contact with spring operation.

The lower switching pressure as well as the pressure differential are to be set to the required values at the place of installation as described in the operating manual. The upper switching pressure results from the total of the lower switching pressure and the pressure differential.

The response precision of the set switching pressures amounts to +/- 2.5% for design 6KC310 and to +/- 5% for design 6KC311 (+/- 15% if operated rarely).



Meyer Industrie-Electronic GmbH

Carl-Bosch Str. 8

49525 Lengerich / Germany

Phone: +49/5481/9385-0

Fax: +49/5481/9385-12

E-Mail: [sales@meyle.de](mailto:sales@meyle.de)

Internet : [www.meyle.de](http://www.meyle.de)